



INTERNATIONAL REVOLVING DOOR

Phoenix

The Highest Security Revolving Door

Access Control: The Phoenix revolving door is designed for today's most demanding security requirements. Standard features on the Phoenix revolving door include anti-piggybacking and anti-tailgating. The anti-piggybacking function allows only one person access in a quadrant at a time. Anti-tailgating will stop unauthorized entry by a person attempting to gain access in a trailing quadrant or from the opposite side.

State of the Art Drive System: Will not slow or discontinue operation in cold climates

Bi-directional or One-way security: Optional bi-directional operation, or one-way security with free egress

Digital Voice Enunciators: Allows the door to communicate to users when security violations are detected

Outside Stile Safety Sensors: These sensors stop the door should an arm, bag or briefcase become wedged between the wing and wall. The safety sensors will eliminate possible injuries and eliminate damage to trapped items

Active Scanning: Continuous monitoring of all quadrants for possible security breaches

Additional Features:

- Built in quadrant messages and traffic lights for the hearing impaired.
- Controllers can be off site in security room for ease of service programming and control.



FEATURE SUMMARY

- Controlled one at a time access
- Simultaneous entry and exit
- Tailgate and piggyback detection
- One-way / two-way security
- Electromagnetic wing locks
- Collapsible wings (for emergency situations)
- Use of infrared sensors for stable, reliable detection
- Automatic, continuous monitoring of the health of critical sensors
- Easy to use built-in test routine
- Incremental 360 degree digital encoder for accurate positioning
- Recorded messages assist users during violations and safety events
- Easily adjustable door speed
- Trapped person sensor
- No visible joints: available on stainless and bronze doors
- 4-wing design
- Quadrant traffic lights
- Ceiling indicator lights
- Continuous active scanning
- Adjustable weather-stripping on wings reduces maintenance costs
- BOCA and IBC compliant

BENEFITS INCLUDE

Significant cost savings by minimizing A/C and heat losses: revolving doors are the most efficient method for controlling a building's stack pressure while reducing heating and cooling cost. Our security systems provide asset and personal protection for any building. Security doors are a convenient, guard free controlled access solution.

OPTIONS

- Day / Night operation
- Controllers can be offsite in a security room for ease of service, programming and control
- Choice of finishes
- Tinted glass
- Solid side walls
- Custom height wing and wall post sightlines available

AESTHETICALLY BEAUTIFUL

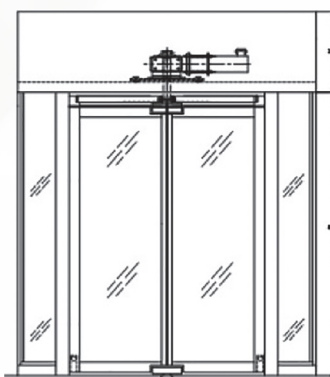
HAND CRAFTED DURABILITY

ALWAYS OPEN - ALWAYS CLOSED - ALWAYS EFFICIENT

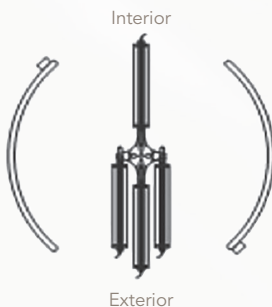
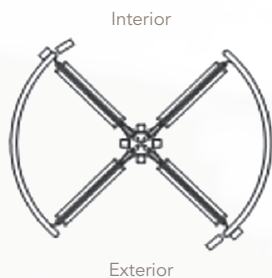
AMERICAN OWNED



AMERICAN MADE



4-Wing Aluminum Security Revolving Dor



Referred fire alarm position ahow
with 2 wings broken

Phoenix

The Highest Security Revolving Door

SECURITY VIOLATIONS

- There are four violations that can occur in a quadrant:
 - Tailgater Attempting Building Entry
 - Tailgater Attempting Building Exit
 - Piggybacker Attempting Building Entry
 - Piggybacker Attempting Building Exit

A tailgate occurs any time a person enters an unapproved quadrant. The program continually monitors for tailgating, whether the door is idle or in cycle. For example, if this occurs on the exterior of the building, it would be a "Tailgater Attempting Bldg Entry" violation and security would receive this signal.

A piggyback occurs when a second person attempts to enter an approved quadrant. For example, if this occurs on the exterior of the building, it would be a "Piggybacker Attempting Bldg Entry" violation and security would receive this signal. The program monitors for piggyback during the first 85 degrees of a 180 degree Entry or Exit cycle. When a piggyback occurs both people must exit the quadrant.

ONE-WAY/TWO-WAY SECURITY

Normally the Phoenix Security Door is setup as a two-way security door (controlled access for both sides of the door). However, the door can be setup to operate as a one-way security door. With the addition of an optional switch, the door can be switched from one-way security to two-way security at any time. With the addition of an optional 24 hour timer the door can be set up to switch between one-way and two-way security at set times of the day. The door can also be set up to operate without any security (uncontrolled access from both sides - see Day operation).

DAY/NIGHT OPERATION

Night Operation is where the door is set up as a standard two way security door (controlled access for both sides of the door). Day Operation is where the door operates without any security (uncontrolled access from both sides). In Day Operation mode the door is basically a standard automatic revolving door. With the addition of an optional switch, the door can be switched from Day Operation (no security) to Night Operation (full two way security) at any time. With the addition of an optional 24 hour timer the door can be setup to switch Day and Night Operation at set times of the day. The door can also be set up to operate with one way security.

This chart shows typical configurations. International can build your door to your individual specification requirement. The Phoenix can be made from aluminum, bronze, and stainless steel.

INSIDE DIAMETER	ALUMINUM		STAINLESS / BRONZE	
	Throat Opening	Outside Diameter	Throat Opening	Outside Diameter
6'-0"	4'-1 7/8"	6' - 4"	4'-1 7/8"	6' - 4 1/4"
6'-6"	4' - 5 1/4"	6' - 10"	4' - 5 1/4"	6' - 10 1/4"
7'-0"	4'-9 1/2"	7' - 4"	4'-9 1/2"	7' - 4 1/4"

